

Annual Report

GUOTAI JUNAN INVESTMENT FUND
- GUOTAI JUNAN GREATER CHINA GROWTH FUND

(A sub-fund of Guotai Junan Investment Fund, an umbrella unit trust established under the laws of Hong Kong)

31 December 2024

GUOTAI JUNAN INVESTMENT FUND
- GUOTAI JUNAN GREATER CHINA GROWTH FUND

CONTENTS

	Pages
ADMINISTRATION AND MANAGEMENT	1
INVESTMENT MANAGER'S REVIEW	
- MARKET REVIEW	2
- MARKET OUTLOOK & INVESTMENT STRATEGY	3
- SUB-FUND'S PERFORMANCE	4 - 5
REPORT OF THE TRUSTEE	6
INDEPENDENT AUDITOR'S REPORT	7 - 9
AUDITED FINANCIAL STATEMENTS	
Statement of profit or loss and other comprehensive income	10
Statement of financial position	11
Statement of changes in equity	12
Statement of cash flows	13
Statement of distribution	14
Notes to financial statements	15 - 32
UNAUDITED STATEMENTS OF MOVEMENTS IN INVESTMENT PORTFOLIO	33
UNAUDITED INVESTMENT PORTFOLIO	34
UNAUDITED PERFORMANCE RECORD	35 - 36

GUOTAI JUNAN INVESTMENT FUND
- GUOTAI JUNAN GREATER CHINA GROWTH FUND

ADMINISTRATION AND MANAGEMENT

Investment Manager

Guotai Junan Assets (Asia) Limited
27th Floor, Low Block
Grand Millennium Plaza
181 Queen's Road Central
Hong Kong

Directors of the Manager

WANG Junhong
LEI Qiang
CHIU Simon Siu Hung (Resigned on 1 January 2024)
AO Qishun (Resigned on 5 November 2024)
ZHAO Tong
LAI Changhua
ZHANG Xueming (Appointed on 5 November 2024)

Trustee and Registrar

HSBC Institutional Trust Services (Asia) Limited
1 Queen's Road Central
Hong Kong

Auditor

Ernst & Young
27/F, One Taikoo Place
979 King's Road
Quarry Bay, Hong Kong

Legal Adviser

Deacons
5th Floor, Alexandra House
18 Chater Road Central
Hong Kong

GUOTAI JUNAN INVESTMENT FUND
- GUOTAI JUNAN GREATER CHINA GROWTH FUND

For the year ended 31 December 2024

INVESTMENT MANAGER'S REVIEW

MARKET REVIEW

The year 2024 marked significant shifts in the political and economic landscapes of both China and the United States. Despite the fluctuations in investor sentiment throughout the year, major equity market indices - including A-shares, Hong Kong, and U.S. markets - ultimately delivered robust performances.

In the United States, economic growth proved to be much stronger and more resilient than anticipated. While the Consumer Price Index (CPI) showed signs of moderation in the second and third quarters, it rebounded to 2.9% year-over-year (YoY) growth in December. Meanwhile, the labor market remained solid, with strong nonfarm payroll gains and a persistently low unemployment rate. As a result, the Federal Reserve, adhering to its data-dependent approach, delayed rate cuts until September. Over the course of 2024, the Fed implemented a total of 75 basis points (bps) in rate reductions, with two additional cuts anticipated in 2025 according to the December FOMC meeting. However, the return of Donald Trump to the White House introduces new uncertainties. His key policy proposals, including higher tariffs and stricter immigration controls, are likely to exacerbate inflationary pressures. As of now, the trajectory of future inflation and the Fed's rate-cutting path remain highly uncertain.

Artificial intelligence (AI) continued to play a pivotal role in driving U.S. stock market performance in 2024. Advancements in hardware and enhancements to large language models, such as GPT, bolstered innovation in the technology sector. This momentum fueled a second consecutive year of outperformance of communication services and technology stocks. The S&P 500 and the Nasdaq Composite Index posted remarkable gains of 23% and 29%, respectively. According to Morningstar, over 55% of the market's total gains in 2024 were driven by just eight companies, collectively known as the "Magnificent 7", alongside Broadcom.

China and Hong Kong equity markets ended consecutive declines in previous years and experienced significant turnarounds in 2024, driven primarily by major stimulus measures announced by the Chinese government in May and September. MSCI China Daily Total Return Index and Hang Seng Total Return Index posted strong gains of 20% and 23%, respectively.

At the start of 2024, negative sentiment from 2023 persisted, with sluggish demand, ongoing deleveraging, and a lack of confidence weighing on the markets. These challenges led to downward revisions in corporate earnings expectations, reduced investor risk appetite, and even concerns about potential deflation. The Hong Kong equity market hit its bottom in late January, reaching a valuation near a 10-year low in terms of P/E ratio (trailing 12 months).

In response, Chinese policymakers demonstrated a strong commitment to reviving the economy. Two significant cuts to the reserve requirement ratio (RRR) were implemented, alongside a broader commitment to more accommodative monetary policy. The People's Bank of China (PBoC) reduced loan prime rates (LPR) three times during the year, aiming to lower financing costs and stimulate growth. Additionally, the government introduced a series of large-scale supportive measures targeting the property market, capital markets, and consumption. May and September stood out as peak periods for intensive stimulus announcements. The equity market's rapid and impressive rebound was driven by several key factors: the government's surprisingly resolute tone on economic recovery, undemanding valuations that reflected low expectations for growth, and the light positioning of equity investors. These elements combined to fuel a sharp and significant rally in the stock markets.

The supportive policies introduced in 2024 will take time to generate meaningful changes in economic growth, and their effectiveness remains to be seen. Macro data presented a mixed picture: despite ongoing challenges, China managed to achieve GDP growth of 5.0% for the year. The Purchasing Managers' Index (PMI) stood at 50.1% in December, remaining in expansion territory. However, inflation remained subdued, with CPI growing by just 0.2%, while the Producer Price Index (PPI) declined by 2.2%. The property market also showed only marginal improvement, with the decline in new home sales narrowing but still recording a 17% YoY drop.

GUOTAI JUNAN INVESTMENT FUND
- GUOTAI JUNAN GREATER CHINA GROWTH FUND

For the year ended 31 December 2024

INVESTMENT MANAGER'S REVIEW (continued)

MARKET REVIEW (continued)

The Hong Kong government has also made concerted efforts to support economic growth amid various headwinds. In 2024, the retail and service industries in Hong Kong faced significant challenges. A strong Hong Kong dollar (HKD) relative to other currencies, coupled with the ease of traveling abroad or to Mainland China, made it increasingly attractive for local residents to spend outside Hong Kong. Meanwhile, as a tourism or shopping destination, Hong Kong became less appealing to inbound travelers. In response, the Hong Kong authorities increased their fiscal budget for attracting tourists and expanded the talent schemes to boost competitiveness. As a result, Hong Kong achieved 2.5% GDP growth in 2024, slightly exceeding expectations.

MARKET OUTLOOK & INVESTMENT STRATEGY

Looking ahead, we anticipate heightened volatility in the U.S. equity market throughout 2025. A key factor to monitor will be President Trump's political stance. We expect him to leverage tariff increases and other geopolitical tensions to negotiate more favorable trade conditions with other countries. Combined with Trump's views on U.S. yields, energy prices, and the Russia-Ukraine war, the strength of the U.S. dollar could face challenges, potentially disrupting international capital flows. This environment is likely to generate frequent and unpredictable news headlines, adding to market uncertainty. Furthermore, persistent inflationary pressures may weigh on real economic growth. Consumers could lose confidence and reduce discretionary spending, while rising costs may discourage companies from making new investments.

Given these dynamics, we will adopt a more cautious stance toward the U.S. equity market this year. On one hand, macroeconomic uncertainties have not yet been fully priced into the market. On the other, investor positioning remains crowded following two consecutive years of strong rallies. The valuations for high-profile stocks are stretched across virtually all metrics. Unless we see continued innovations that significantly exceed market expectations, the current concentration in the technology sector may begin to unwind.

We remain bullish on the Greater China equity market over the medium to long term. Our optimism is supported by several key factors:

Firstly, the Chinese government has demonstrated strong determination to boost economic growth, and we anticipate more supportive measures to be introduced. These could even include innovative tools that have yet to be unveiled, underscoring their commitment to revitalizing the economy.

Secondly, Chinese policymakers are emphasizing more on the capital market. In December, the Central Committee of the Communist Party of China (CPC) made a rare and explicit pledge to stabilize the equity market. This commitment signals a shift in focus compared to previous initiatives, such as the two prior sets of "National Nine Articles" on promoting the high-quality development of the capital market, which were released every decade. The new set of policies announced in 2024 emphasizes enhancing the intrinsic value of listed companies and improving market performance for investors. Unconventional structural monetary policy tools were also introduced to support the revitalization of financial institutions and listed companies. We believe the capital market is poised to gradually replace the property market as the primary channel for household investments.

Lastly, we are encouraged by the increasing number of listed companies, particularly in the Hong Kong market, that offer both attractive shareholder returns and fundamental growth prospects. In response to central government encouragement and subdued market sentiment, many companies are enhancing shareholder returns through higher dividend payouts or share buyback plans. These companies typically possess robust balance sheets and healthy cash flows to support such initiatives. Among them, we favor industry leaders or companies with strong competitive moats. These firms are better positioned to consolidate market share during challenging times and deliver solid growth when macroeconomic conditions improve. This presents a compelling investment opportunity for long-term investors, offering both downside protection through shareholder returns and upside potential from sustainable growth.

GUOTAI JUNAN INVESTMENT FUND
- GUOTAI JUNAN GREATER CHINA GROWTH FUND

For the year ended 31 December 2024

INVESTMENT MANAGER'S REVIEW (continued)

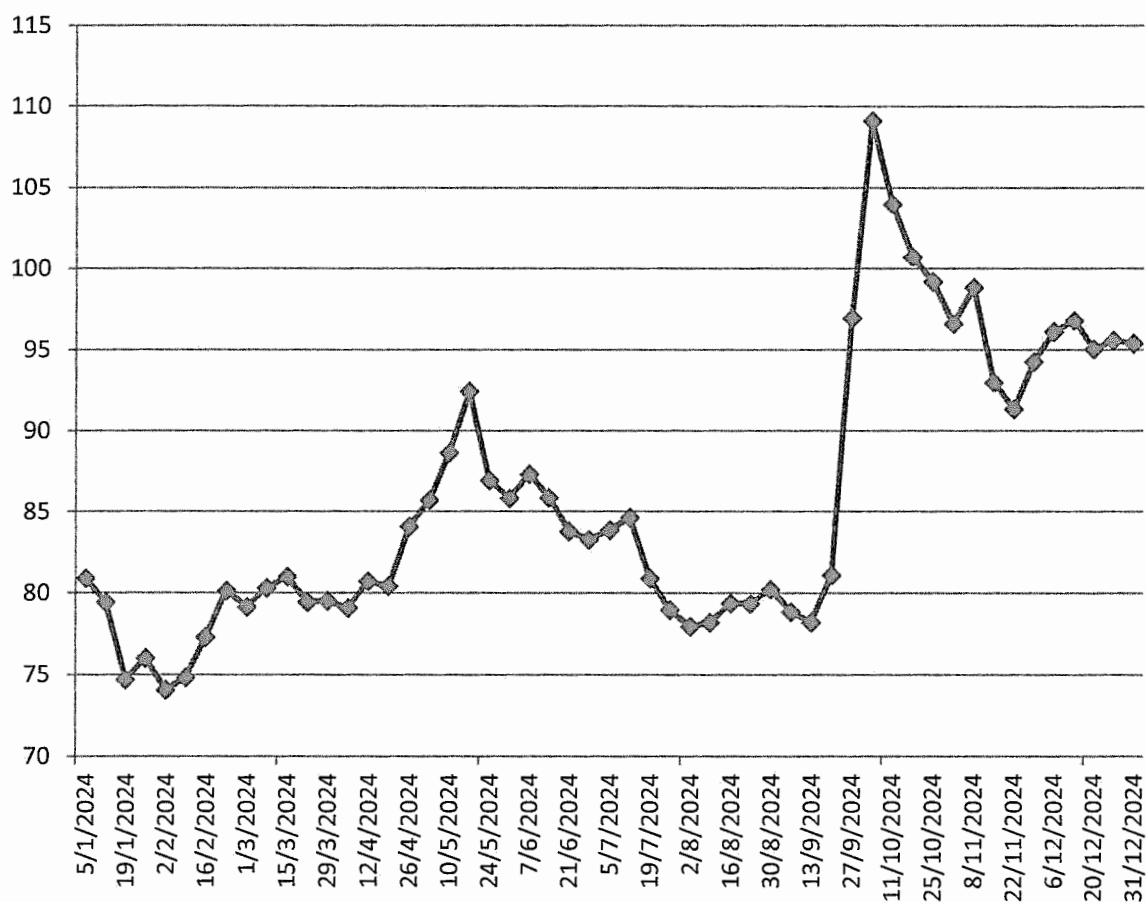
MARKET OUTLOOK & INVESTMENT STRATEGY (continued)

To conclude, while macroeconomic conditions remain challenging, we believe most of the negatives have already been priced into the market. We see an attractive risk-reward dynamic in the China market, particularly in Hong Kong. Our strategy focuses on selectively investing in companies with high competitive barriers and strong shareholder return profiles.

SUB-FUND'S PERFORMANCE

GUOTAI JUNAN GREATER CHINA GROWTH FUND

NAV PER UNIT (HKD)



GUOTAI JUNAN INVESTMENT FUND
- GUOTAI JUNAN GREATER CHINA GROWTH FUND

For the year ended 31 December 2024

INVESTMENT MANAGER'S REVIEW (continued)

SUB-FUND'S PERFORMANCE (continued)

Performance table

Index / Fund's Name	Jan - Dec 2024	Since Inception
	Rate of Return (%) *	Rate of Return (%)
Hang Seng China-Affiliated Total Return Index	22.4%	23.9%
Taiwan TaieX Total Return Index	31.7%	395.7%
Hang Seng China Enterprises Total Return Index	31.5%	-20.5%
Hang Seng Total Return Index	22.9%	32.8%
MSCI Golden Dragon Total Return Index	25.8%	90.8%
Guotai Junan Greater China Growth Fund	15.1%	-4.6%
MSCI China Daily Total Return Index	19.8%	17.8%

* Ranked by the total returns of indices or the Fund for Jan - Dec 2024.

The total return of the Guotai Junan Greater China Growth Fund ("GJGC" hereafter) increased by 15.1% in 2024, and recorded a loss of 4.6% since inception i.e. 19 Nov 2007.

In 2024, GJGC underperformed the total returns of the Hang Seng Index ("HSI") and Hang Seng China Enterprises Index ("HSCEI") by 7.8% and 16.4% respectively.

As of the end of 2024, GJGC's portfolio was well diversified. Among all exposure, consumer discretionary, communication services and financials were the top weighed sectors, which made up of 25.3%, 23.1% and 20.1% of the NAV respectively.


 Guotai Junan Assets (Asia) Limited

GUOTAI JUNAN INVESTMENT FUND
- GUOTAI JUNAN GREATER CHINA GROWTH FUND

For the year ended 31 December 2024

REPORT OF THE TRUSTEE

We hereby confirm that, in our opinion, the Manager of the Sub-Fund has, in all material respects, managed the Sub-Fund in accordance with the provisions of the Trust Deed dated 29 August 2007 as amended and supplemented from time to time (the "Trust Deed"), for the year ended 31 December 2024.



.....
HSBC Institutional Trust Services (Asia) Limited



Ernst & Young
27/F, One Taikoo Place
979 King's Road
Quarry Bay, Hong Kong

安永會計師事務所
香港鰂魚涌英皇道979號
太古坊一座27樓

Tel 電話: +852 2846 9888
Fax 傳真: +852 2868 4432
ey.com

Independent Auditor's Report

To the unitholders of Guotai Junan Greater China Growth Fund

(A sub-fund of Guotai Junan Investment Fund, an umbrella unit trust established under the laws of Hong Kong)

Opinion

We have audited the financial statements of Guotai Junan Greater China Growth Fund (the "Sub-Fund") set out on pages 10 to 32, which comprise the statement of financial position as at 31 December 2024, and the statement of profit or loss and other comprehensive income, the statement of changes in equity and the statement of cash flows for the year then ended, and notes to the financial statements, including material accounting policy information.

In our opinion, the financial statements give a true and fair view of the financial position of the Sub-Fund as at 31 December 2024, and of its financial performance and its cash flows for the year then ended in accordance with Hong Kong Financial Reporting Standards ("HKFRSs") issued by the Hong Kong Institute of Certified Public Accountants ("HKICPA").

Basis for opinion

We conducted our audit in accordance with Hong Kong Standards on Auditing ("HKSAs") issued by the HKICPA. Our responsibilities under those standards are further described in the *Auditor's responsibilities for the audit of the financial statements section of our report*. We are independent of the Sub-Fund in accordance with the *Code of Ethics for Professional Accountants* (the "Code") issued by the Hong Kong Institute of Certified Public Accountants, and we have fulfilled our other ethical responsibilities in accordance with the Code. We believe that the audit evidence we have obtained is sufficient and appropriate to provide a basis for our opinion.

Information Other than the Financial Statements and Auditor's Report Thereon

The Manager and the Trustee of the Sub-Fund are responsible for the other information. The other information comprises the information included in the Annual Report, other than the financial statements and our auditor's report thereon.

Our opinion on the financial statements does not cover the other information and we do not express any form of assurance conclusion thereon.

In connection with our audit of the financial statements, our responsibility is to read the other information and, in doing so, consider whether the other information is materially inconsistent with the financial statements or our knowledge obtained in the audit or otherwise appears to be materially misstated. If, based on the work we have performed, we conclude that there is a material misstatement of this other information, we are required to report that fact. We have nothing to report in this regard.

Independent Auditor's Report (continued)

To the unitholders of Guotai Junan Greater China Growth Fund

(A sub-fund of Guotai Junan Investment Fund, an umbrella unit trust established under the laws of Hong Kong)

Responsibilities of the Manager and Trustee for the financial statements

The Manager and the Trustee of the Sub-Fund are responsible for the preparation of the financial statements that give a true and fair view in accordance with HKFRSs issued by the HKICPA, and for such internal control as the Manager and the Trustee determine are necessary to enable the preparation of financial statements that are free from material misstatement, whether due to fraud or error.

In preparing the financial statements, the Manager and the Trustee of the Sub-Fund are responsible for assessing the Sub-Fund's ability to continue as a going concern, disclosing, as applicable, matters related to going concern and using the going concern basis of accounting unless the Manager and the Trustee either intend to liquidate the Sub-Fund or to cease operations, or have no realistic alternative but to do so.

In addition, the Manager and the Trustee of the Sub-Fund are required to ensure that the financial statements have been properly prepared in accordance with the relevant disclosure provisions of the trust deed dated 29 August 2007, as amended and supplemented from time to time (the "Trust Deed"), and the relevant disclosure provisions of Appendix E of the Code on Unit Trusts and Mutual Funds (the "SFC Code") issued by the Hong Kong Securities and Futures Commission.

Auditor's responsibilities for the audit of the financial statements

Our objectives are to obtain reasonable assurance about whether the financial statements as a whole are free from material misstatement, whether due to fraud or error, and to issue an auditor's report that includes our opinion. Our report is made solely to you, as a body, and for no other purpose. We do not assume responsibility towards or accept liability to any other person for the contents of this report.

Reasonable assurance is a high level of assurance, but is not a guarantee that an audit conducted in accordance with HKSAAs will always detect a material misstatement when it exists. Misstatements can arise from fraud or error and are considered material if, individually or in the aggregate, they could reasonably be expected to influence the economic decisions of users taken on the basis of these financial statements. In addition, we are required to assess whether the financial statements of the Sub-Fund have been properly prepared, in all material respects, in accordance with the relevant disclosure provisions of the Trust Deed and the relevant disclosure provisions of Appendix E of the SFC Code.

As part of an audit in accordance with HKSAAs, we exercise professional judgement and maintain professional scepticism throughout the audit. We also:

- Identify and assess the risks of material misstatement of the financial statements, whether due to fraud or error, design and perform audit procedures responsive to those risks, and obtain audit evidence that is sufficient and appropriate to provide a basis for our opinion. The risk of not detecting a material misstatement resulting from fraud is higher than for one resulting from error, as fraud may involve collusion, forgery, intentional omissions, misrepresentations, or the override of internal control.
- Obtain an understanding of internal control relevant to the audit in order to design audit procedures that are appropriate in the circumstances, but not for the purpose of expressing an opinion on the effectiveness of the Sub-Fund's internal control.



Independent Auditor's Report (continued)

To the unitholders of Guotai Junan Greater China Growth Fund

(A sub-fund of Guotai Junan Investment Fund, an umbrella unit trust established under the laws of Hong Kong)


Auditor's responsibilities for the audit of the financial statements (continued)

- Evaluate the appropriateness of accounting policies used and the reasonableness of accounting estimates and related disclosures made by the Manager and the Trustee.
- Conclude on the appropriateness of the Manager's and the Trustee's use of the going concern basis of accounting and, based on the audit evidence obtained, whether a material uncertainty exists related to events or conditions that may cast significant doubt on the Sub-Fund's ability to continue as a going concern. If we conclude that a material uncertainty exists, we are required to draw attention in our auditor's report to the related disclosures in the financial statements or, if such disclosures are inadequate, to modify our opinion. Our conclusions are based on the audit evidence obtained up to the date of our auditor's report. However, future events or conditions may cause the Sub-Fund to cease to continue as a going concern.
- Evaluate the overall presentation, structure and content of the financial statements, including the disclosures, and whether the financial statements represent the underlying transactions and events in a manner that achieves fair presentation.

We communicate with the Manager and the Trustee regarding, among other matters, the planned scope and timing of the audit and significant audit findings, including any significant deficiencies in internal control that we identify during our audit.

Report on matters under the relevant disclosure provisions of the Trust Deed and the relevant disclosure provisions of Appendix E of the SFC Code

In our opinion, the financial statements have been properly prepared, in all material respects, in accordance with the relevant disclosure provisions of the Trust Deed and the relevant disclosure provisions of Appendix E of the SFC Code.


Certified Public Accountants
Hong Kong
29 April 2025

GUOTAI JUNAN INVESTMENT FUND
- GUOTAI JUNAN GREATER CHINA GROWTH FUND

STATEMENT OF PROFIT OR LOSS AND OTHER COMPREHENSIVE INCOME

Year ended 31 December 2024


	Notes	2024 HK\$	2023 HK\$
INCOME			
Dividend income		2,514,078	3,435,629
Interest income	3	13,349	26,673
		<u>2,527,427</u>	<u>3,462,302</u>
EXPENSES			
Trustee fees	3	468,000	468,000
Sub custody and bank charges		20,805	28,928
Valuation fees	3	133,817	132,615
Auditor's remuneration		153,200	145,100
Brokerage and handling fees	3	985,047	1,233,431
Management fees	3	1,151,402	1,396,364
Transaction fees	3	204,643	195,742
Registrar fees	3	43,120	45,655
Insurance fees		-	45,667
Miscellaneous expenses		181,736	174,772
		<u>3,341,770</u>	<u>3,866,274</u>
Loss before investment gain/(loss) and exchange differences		<u>(814,343)</u>	<u>(403,972)</u>
Investment gain/(loss) and exchange differences			
Net change in unrealised loss on investments		(138,951)	(7,914,051)
Net realised gain/(loss) on investments		11,743,605	(3,539,694)
Foreign exchange differences		(23,767)	(10,848)
Investment gain/(loss) and exchange differences		<u>11,580,887</u>	<u>(11,464,593)</u>
Profit/(loss) before tax		10,766,544	(11,868,565)
Withholding tax	4	(148,838)	(113,078)
Profit/(loss) for the year		<u>10,617,706</u>	<u>(11,981,643)</u>
Other comprehensive income for the year, net of tax		-	-
Total comprehensive income for the year		<u><u>10,617,706</u></u>	<u><u>(11,981,643)</u></u>

GUOTAI JUNAN INVESTMENT FUND
- GUOTAI JUNAN GREATER CHINA GROWTH FUND

STATEMENT OF FINANCIAL POSITION

31 December 2024

	Notes	2024 HK\$	2023 HK\$
Assets			
Financial assets at fair value through profit or loss	5	81,534,964	72,109,514
Dividend receivables		77,297	69,889
Interest receivables		4	476
Cash and bank balances	6	682,366	9,938,472
Total assets		<u>82,294,631</u>	<u>82,118,351</u>
Liabilities			
Other payables and accruals		482,147	287,098
Redemption payable		99,031	-
Due to brokers	7	-	4,592,156
Total liabilities		<u>581,178</u>	<u>4,879,254</u>
Equity			
Net assets attributable to unitholders		<u>81,713,453</u>	<u>77,239,097</u>
Total liabilities and equity		<u>82,294,631</u>	<u>82,118,351</u>
Number of units in issue	9	856,813.56	932,205.18
Net asset value per unit	9	95.37	82.86


 Guotai Junan Assets (Asia) Limited


 HSBC Institutional Trust Services (Asia) Limited

GUOTAI JUNAN INVESTMENT FUND
- GUOTAI JUNAN GREATER CHINA GROWTH FUND

STATEMENT OF CHANGES IN EQUITY

Year ended 31 December 2024

	HK\$
At 1 January 2023	96,678,044
Redemption of units	(7,535,164)
Subscription of units	77,860
Total comprehensive income for the year	(11,981,643)
	<hr/>
At 31 December 2023 and 1 January 2024	77,239,097
Redemption of units	(10,405,006)
Subscription of units	4,261,656
Total comprehensive income for the year	10,617,706
	<hr/>
At 31 December 2024	<u><u>81,713,453</u></u>

GUOTAI JUNAN INVESTMENT FUND
- GUOTAI JUNAN GREATER CHINA GROWTH FUND

STATEMENT OF CASH FLOWS

Year ended 31 December 2024

	2024 HK\$	2023 HK\$
Cash flows from operating activities		
Profit/(loss) before tax	10,766,544	(11,868,565)
Adjustments for:		
Net change in unrealised loss on investments	138,951	7,914,051
Net realised (gain)/loss on investments	(11,743,605)	3,539,694
Interest income	(13,349)	(26,673)
Dividend income	(2,514,078)	(3,435,629)
	<u>(3,365,537)</u>	<u>(3,877,122)</u>
Payments on purchases of financial assets at fair value through profit or loss	(310,479,261)	(319,490,261)
Proceeds from disposals of financial assets at fair value through profit or loss	312,658,465	331,245,462
Decrease in amounts due from brokers	-	993,022
Increase/(decrease) in other payables and accruals	195,049	(103,406)
(Decrease)/increase in amounts due to brokers	<u>(4,592,156)</u>	<u>3,647,467</u>
Cash (used in)/from operating activities	(5,583,440)	12,415,162
Interest received	13,821	26,244
Dividend received	2,506,670	3,365,740
Withholding tax paid	<u>(148,838)</u>	<u>(113,078)</u>
Net cash flows (used in)/from operating activities	<u>(3,211,787)</u>	<u>15,694,068</u>
Cash flows from financing activities		
Proceeds from issuance of units	4,261,656	77,860
Payments on redemption of units	<u>(10,305,975)</u>	<u>(7,535,164)</u>
Net cash flows used in financing activities	<u>(6,044,319)</u>	<u>(7,457,304)</u>
Net (decrease)/increase in cash and cash equivalents	<u>(9,256,106)</u>	<u>8,236,764</u>
Cash and cash equivalents at beginning of the year	<u>9,938,472</u>	<u>1,701,708</u>
Cash and cash equivalents at end of the year	<u><u>682,366</u></u>	<u><u>9,938,472</u></u>
Analysis on balances of cash and cash equivalents		
Bank balances	<u><u>682,366</u></u>	<u><u>9,938,472</u></u>

GUOTAI JUNAN INVESTMENT FUND
- GUOTAI JUNAN GREATER CHINA GROWTH FUND
STATEMENT OF DISTRIBUTION

Year ended 31 December 2024

HKS

Undistributed income at 1 January 2023	-
Total comprehensive loss for the year	(11,981,643)
Add: Net change in unrealised loss on investments	7,914,051
	<hr/>
Undistributed loss before distribution	(4,067,592)
Transfer to capital	4,067,592
	<hr/>
Undistributed income at 31 December 2023 and 1 January 2024	-
Total comprehensive income for the year	10,617,706
Add: Net change in unrealised loss on investments	138,951
	<hr/>
Undistributed income before distribution	10,756,657
Transfer to capital	(10,756,657)
	<hr/>
Undistributed income at 31 December 2024	<hr/> <hr/>

GUOTAI JUNAN INVESTMENT FUND
- GUOTAI JUNAN GREATER CHINA GROWTH FUND

NOTES TO FINANCIAL STATEMENTS

31 December 2024

1. THE TRUST AND THE SUB-FUND

Guotai Junan Investment Fund (the "Trust"), is a unit trust established as an umbrella fund under the laws of Hong Kong pursuant to a Trust Deed dated 29 August 2007, as amended and supplemented from time to time (the "Trust Deed") between Guotai Junan Assets (Asia) Limited (the "Manager") and HSBC Institutional Trust Services (Asia) Limited (the "Trustee"). The Trust will continue for a period of 100 years from the date of the Trust Deed or until it is terminated by the Manager or the Trustee. The Trust was originally constituted as an umbrella unit trust established under the laws of Cayman Islands and was registered with Cayman Island Monetary Authority on 3 September 2007. Pursuant to a Deed of Retirement and Appointment of Trustee dated 26 October 2016, the Trust was removed from the jurisdiction of the Cayman Islands to the jurisdiction of the Hong Kong Special Administrative Region and HSBC Institutional Trust Services (Asia) Limited was appointed as trustee in place of HSBC Trustee (Cayman) Limited effective from 18 November 2016. The Trust currently consists of one sub-fund which is Guotai Junan Greater China Growth Fund (the "Sub-Fund") which has been authorised by the Hong Kong Securities and Future Commission (the "SFC"). Authorisation by the SFC does not imply official approval or recommendation.

The investment objective of the Sub-Fund is to provide investors with medium to long term capital appreciation over time.

2.1 BASIS OF PREPARATION

These financial statements of the Sub-Fund have been prepared on the basis of the relevant disclosure provisions of the Trust Deed, the relevant disclosure provisions as set out in Appendix E to the Hong Kong Code on Unit Trusts and Mutual Funds established by the SFC (the "SFC Code") and Hong Kong Financial Reporting Standards ("HKFRSs") (which include all Hong Kong Financial Reporting Standards, Hong Kong Accounting Standards ("HKASs") and Interpretations) issued by the Hong Kong Institute of Certified Public Accountants ("HKICPA"), and accounting principles generally accepted in Hong Kong.

They have been prepared under the historical cost basis, except for financial assets classified at fair value through profit or loss ("FVPL") that have been measured at fair value. The financial statements are presented in Hong Kong Dollars ("HK\$") and all values are rounded to the nearest dollar, except where otherwise indicated.

2.2 CHANGES IN ACCOUNTING POLICIES AND DISCLOSURES

There are no standards, amendments to standards or interpretations that are effective for annual periods beginning on 1 January 2024 that have a material effect on the financial statements of the Sub-Fund.

GUOTAI JUNAN INVESTMENT FUND
- GUOTAI JUNAN GREATER CHINA GROWTH FUND

NOTES TO FINANCIAL STATEMENTS

31 December 2024

2.3 ISSUED BUT NOT YET EFFECTIVE HONG KONG FINANCIAL REPORTING STANDARDS

The Sub-Fund has not early applied any of the revised HKFRSs that have been issued but are not yet effective for the accounting year ended 31 December 2024 in these financial statements. Among these new and revised HKFRSs, the following are expected to be relevant to the Sub-Fund's financial statements upon becoming effective:

HKFRS 18	<i>Presentation and Disclosure in Financial Statements</i> ²
Amendments to HKFRS 9 and HKFRS 7	<i>Amendments to the Classification and Measurement of Financial Instruments</i> ¹
<i>Annual Improvements to HKFRS Accounting Standards – Volume 11</i>	Amendments to HKFRS 1, HKFRS 7, HKFRS 9, HKFRS 10 and HKAS 7 ¹

¹ Effective for annual periods beginning on or after 1 January 2026

² Effective for annual/reporting periods beginning on or after 1 January 2027

HKFRS 18 replaces HKAS 1 Presentation of Financial Statements. While a number of sections have been brought forward from HKAS 1 with limited changes, HKFRS 18 introduces new requirements for presentation within the statement of profit or loss, including specified totals and subtotals. Entities are required to classify all income and expenses within the statement of profit or loss into one of the five categories: operating, investing, financing, income taxes and discontinued operations and to present two new defined subtotals. It also requires disclosures about management-defined performance measures in a single note and introduces enhanced requirements on the grouping (aggregation and disaggregation) and the location of information in both the primary financial statements and the notes. Some requirements previously included in HKAS 1 are moved to HKAS 8 Accounting Policies, Changes in Accounting Estimates and Errors, which is renamed as HKAS 8 Basis of Preparation of Financial Statements. As a consequence of the issuance of HKFRS 18, limited, but widely applicable, amendments are made to HKAS 7 Statement of Cash Flows, HKAS 33 Earnings per Share and HKAS 34 Interim Financial Reporting. In addition, there are minor consequential amendments to other HKFRSs. HKFRS 18 and the consequential amendments to other HKFRSs are effective for annual periods beginning on or after 1 January 2027 with earlier application permitted. Retrospective application is required. The Sub-Fund is currently analysing the new requirements and assessing the impact of HKFRS 18 on the presentation and disclosure of the Sub-Fund's financial statements.

Amendments to HKFRS 9 and HKFRS 7 clarify the date on which a financial asset or financial liability is derecognised and introduce an accounting policy option to derecognise a financial liability that is settled through an electronic payment system before the settlement date if specified criteria are met. The amendments clarify how to assess the contractual cash flow characteristics of financial assets with environmental, social and governance and other similar contingent features. Moreover, the amendments clarify the requirements for classifying financial assets with non-recourse features and contractually linked instruments. The amendments also include additional disclosures for investments in equity instruments designated at fair value through other comprehensive income and financial instruments with contingent features. The amendments shall be applied retrospectively with an adjustment to opening retained profits (or other component of equity) at the initial application date. Prior periods are not required to be restated and can only be restated without the use of hindsight. Earlier application of either all the amendments at the same time or only the amendments related to the classification of financial assets is permitted. The amendments are not expected to have any significant impact on the Sub-Fund's financial statements.

GUOTAI JUNAN INVESTMENT FUND
- GUOTAI JUNAN GREATER CHINA GROWTH FUND

NOTES TO FINANCIAL STATEMENTS

31 December 2024

2.3 ISSUED BUT NOT YET EFFECTIVE HONG KONG FINANCIAL REPORTING STANDARDS (CONTINUED)

Annual Improvements to HKFRS Accounting Standards – Volume 11 set out amendments to HKFRS 1, HKFRS 7 (and the accompanying *Guidance on implementing HKFRS 7*), HKFRS 9, HKFRS 10 and HKAS 7. Details of the amendments that are expected to be applicable to the Sub-Fund are as follows:

- **HKFRS 7 *Financial Instruments: Disclosures*:** The amendments have updated certain wording in paragraph B38 of HKFRS 7 and paragraphs IG1, IG14 and IG20B of the *Guidance on implementing HKFRS 7* for the purpose of simplification or achieving consistency with other paragraphs in the standard and/or with the concepts and terminology used in other standards. In addition, the amendments clarify that the *Guidance on implementing HKFRS 7* does not necessarily illustrate all the requirements in the referenced paragraphs of HKFRS 7 nor does it create additional requirements. Earlier application is permitted. The amendments are not expected to have any significant impact on the Sub-Fund's financial statements.
- **HKFRS 9 *Financial Instruments*:** The amendments clarify that when a lessee has determined that a lease liability has been extinguished in accordance with HKFRS 9, the lessee is required to apply paragraph 3.3.3 of HKFRS 9 and recognise any resulting gain or loss in profit or loss. In addition, the amendments have updated certain wording in paragraph 5.1.3 of HKFRS 9 and Appendix A of HKFRS 9 to remove potential confusion. Earlier application is permitted. The amendments are not expected to have any significant impact on the Sub-Fund's financial statements.
- **HKAS 7 *Statement of Cash Flows*:** The amendments replace the term "cost method" with "at cost" in paragraph 37 of HKAS 7 following the prior deletion of the definition of "cost method". Earlier application is permitted. The amendments are not expected to have any impact on the Sub-Fund's financial statements.

2.4 MATERIAL ACCOUNTING POLICIES

Financial instruments

(i) *Classification*

In accordance with HKFRS 9, the Sub-Fund classifies their financial assets and financial liabilities at initial recognition into the categories of financial assets and financial liabilities discussed below.

In applying classification, a financial asset or financial liability is considered to be held for trading if:

- (a) It is acquired or incurred principally for the purpose of selling or repurchasing it in the near term; or
- (b) On initial recognition, it is part of a portfolio of identified financial instruments that are managed together and for which, there is evidence of a recent actual pattern of short-term profit-taking; or
- (c) It is a derivative (except for a derivative that is a financial guarantee contract or a designated and effective hedging instrument).

Financial assets

The Sub-Fund classifies their financial assets as subsequently measured at amortised cost or measured at fair value through profit or loss on the basis of both:

- The Sub-Fund's business model for managing the financial assets
- The contractual cash flow characteristics of the financial asset

GUOTAI JUNAN INVESTMENT FUND
- GUOTAI JUNAN GREATER CHINA GROWTH FUND

NOTES TO FINANCIAL STATEMENTS

31 December 2024

2.4 MATERIAL ACCOUNTING POLICIES (continued)

Financial instruments(continued)

(i) Classification (continued)

Financial assets (continued)

Financial assets measured at amortised cost

A debt instrument is measured at amortised cost if it is held within a business model whose objective is to hold financial assets in order to collect contractual cash flows and its contractual terms give rise on specified dates to cash flows that are solely payments of principal and interest on the principal amount outstanding.

The Sub-Fund includes in this category short-term non-financing receivables including cash and cash equivalents, dividend receivables and interest receivables.

Financial assets measured at FVPL

A financial asset is measured at FVPL if:

- (a) Its contractual terms do not give rise to cash flows on specified dates that are solely collections of principal and interest ("SPPI") on the principal amount outstanding; or
- (b) It is not held within a business model whose objective is either to collect contractual cash flows, or to both collect contractual cash flows and sell; or
- (c) At initial recognition, it is irrevocably designated as measured at FVPL when doing so eliminates or significantly reduces a measurement or recognition inconsistency that would otherwise arise from measuring assets or liabilities or recognising the gains and losses on them on different bases.

The Sub-Fund includes in this category:

- Instruments held for trading. This includes investments that are held under a business model to manage them on a fair value basis for investment income and fair value gains.

Financial liabilities

The Sub-Fund classifies their financial liabilities as subsequently measured at amortised cost or measured at fair value through profit or loss on the basis of both:

- The Sub-Fund's business model for managing the financial liabilities
- The contractual cash flow characteristics of the financial liabilities

Financial liabilities measured at amortised cost

This category includes all financial liabilities, other than those measured at FVPL. The Sub-Fund includes in this category due to brokers, redemption payable and other payables and accruals.

Financial liabilities measured at FVPL

A financial liability is measured at FVPL if:

- (a) Its contractual terms do not give rise to cash flows on specified dates that are SPPI on the principal amount outstanding; or
- (b) It is not held within a business model whose objective is either to pay contractual cash flows, or to both pay contractual cash flows and purchase; or
- (c) At initial recognition, it is irrevocably designated as measured at FVPL when doing so eliminates or significantly reduces a measurement or recognition inconsistency that would otherwise arise from measuring assets or liabilities or recognising the gains and losses on them on different bases.

The Sub-Fund includes in this category:

- Instruments held for trading. This category includes future contracts derivative contracts in an asset position which are acquired principally for the purpose of generating a profit from short-term fluctuations in price.

GUOTAI JUNAN INVESTMENT FUND
- GUOTAI JUNAN GREATER CHINA GROWTH FUND

NOTES TO FINANCIAL STATEMENTS

31 December 2024

2.4 MATERIAL ACCOUNTING POLICIES (continued)

Financial instruments (continued)

(ii) Recognition

The Sub-Fund recognises a financial asset or a financial liability when it becomes a party to the contractual provisions of the instrument.

Purchases or sales of financial assets that require delivery of assets within the time frame generally established by regulation or convention in the market place (regular way trades) are recognised on the trade date, i.e., the date that the Sub-Fund commits to purchase or sell the asset.

(iii) Initial measurement

Financial assets at fair value through profit or loss are recorded in the statement of financial position at fair value. All transaction costs for such instruments are recognised directly in profit or loss.

Loans and receivables and financial liabilities (other than those classified as held for trading) are measured initially at their fair value plus any directly attributable incremental costs of acquisition or issue.

For financial assets and liabilities where the fair value at initial recognition does not equal the transaction price, the Sub-Fund recognise the difference in profit or loss, unless specified otherwise.

(iv) Subsequent measurement

After initial measurement, the Sub-Fund measures financial instruments which are classified as fair value through profit or loss at fair value. Subsequent changes in the fair value of those financial instruments are recorded in net change in unrealised gain/(loss) on investments. Net realised gain/(loss) on investment classified as at FVPL are calculated using the weighted average method. They represent the difference between an instrument's initial carrying amount and disposal amount. Interest earned, and dividend revenue elements of such instruments are recorded separately in profit or loss.

Loans and receivables are carried at amortised cost using the effective interest method less any allowance for impairment. Gains and losses are recognised in profit or loss when the loans and receivables are derecognised or impaired, as well as through the amortisation process.

Financial liabilities, other than those classified as fair value through profit or loss, are measured at amortised cost using the effective interest method. Gains and losses are recognised in profit or loss when the liabilities are derecognised as well as through the amortisation process.

The effective interest method is a method of calculating the amortised cost of a financial asset or a financial liability and of allocating the interest income or interest expense over the relevant period. The effective interest rate is the rate that exactly discounts estimated future cash payments or receipts through the expected life of the financial instrument or, when appropriate, a shorter period to the net carrying amount of the financial asset or financial liability. When calculating the effective interest rate, the Sub-Fund estimates cash flows considering all contractual terms of the financial instruments but does not consider future credit losses. The calculation includes all fees paid or received between parties to the contract that are an integral part of the effective interest rate, transaction costs and all other premiums or discounts.

(v) Derecognition

A financial asset (or, where applicable, a part of a financial asset or a part of a group of similar financial assets) is derecognised where (i) the rights to receive cash flows from the asset have expired or (ii) the Sub-Fund has transferred its rights to receive cash flows from the asset or have assumed an obligation to pay the received cash flows in full without material delay to a third party under a pass-through arrangement and either:

GUOTAI JUNAN INVESTMENT FUND
- GUOTAI JUNAN GREATER CHINA GROWTH FUND

NOTES TO FINANCIAL STATEMENTS

31 December 2024

2.4 MATERIAL ACCOUNTING POLICIES (continued)

Financial instruments (continued)

(v) Derecognition (continued)

- (a) the Sub-Fund has transferred substantially all the risks and rewards of the asset; or
- (b) the Sub-Fund has neither transferred nor retained substantially all the risks and rewards of the asset, but has transferred control of the asset.

When the Sub-Fund has transferred its right to receive cash flows from an asset (or has entered into a pass-through arrangement), and has neither transferred nor retained substantially all of the risks and rewards of the asset nor transferred control of the asset, the asset is recognised to the extent of the Sub-Fund's continuing involvement in the asset. In that case, the Sub-Fund also recognises an associated liability. The transferred asset and the associated liability are measured on a basis that reflects the rights and obligations that the Sub-Fund has retained. The Sub-Fund derecognises a financial liability when the obligation under the liability is discharged, cancelled or expired.

(vi) Offsetting of financial instruments

Financial assets and financial liabilities are offset, and the net amount is reported in the statement of financial position if, and only if, there is a currently enforceable legal right to offset the recognised amounts and there is an intention to settle on a net basis, or to realise the asset and settle the liability simultaneously. This is generally not the case with master netting agreements unless one party to the agreement defaults and the related assets and liabilities are presented gross in the statement of financial position.

Fair value measurement

The Sub-Fund measures its investments in financial instruments at fair value at each reporting date. Fair value is the price that would be received to sell an asset or paid to transfer a liability in an orderly transaction between market participants at the measurement date.

The fair value measurement is based on the presumption that the transaction to sell the asset or transfer the liability takes place either in the principal market for the asset or liability or, in the absence of a principal market, in the most advantageous market for the asset or liability. The principal or the most advantageous market must be accessible by the Sub-Fund.

The fair value of an asset or a liability is measured using the assumptions that market participants would use when pricing the asset or liability, assuming that market participants act in their economic best interest.

The fair value for financial instruments traded in active markets at the reporting date is based on their quoted price or binding dealer price quotations (bid price for long positions and ask price for short positions), without any deduction for transaction costs. Securities defined in these accounts as 'listed' are traded in an active market.

All assets and liabilities for which fair value is measured or disclosed in the financial statements are categorised within the fair value hierarchy, described as follows, based on the lowest level input that is significant to the fair value measurement as a whole:

- Level 1 - based on quoted prices (unadjusted) in active markets for identical assets or liabilities
- Level 2 - based on valuation techniques for which the lowest level input that is significant to the fair value measurement is observable, either directly or indirectly
- Level 3 - based on valuation techniques for which the lowest level input that is significant to the fair value measurement is unobservable

GUOTAI JUNAN INVESTMENT FUND
- GUOTAI JUNAN GREATER CHINA GROWTH FUND

NOTES TO FINANCIAL STATEMENTS

31 December 2024

2.4 MATERIAL ACCOUNTING POLICIES (continued)

Impairment of financial assets

The Sub-Fund holds only short-term receivables with no financing component and which have maturities of less than 12 months at amortised cost and, as such, have chosen to apply an approach similar to the simplified approach for expected credit losses ("ECLs") under HKFRS 9 to all its short-term receivables. Therefore, the Sub-Fund does not track changes in credit risk, but instead, recognises a loss allowance based on lifetime ECLs at each reporting date.

The Sub-Fund's approach to ECLs reflects a probability-weighted outcome, the time value of money and reasonable and supportable information that is available without undue cost or effort at the reporting date about past events, current conditions and forecasts of future economic conditions.

The Sub-Fund uses the provision matrix as a practical expedient to measure ECLs on short-term receivables, based on days past due for groupings of receivables with similar loss patterns. Receivables are grouped based on their nature. The provision matrix is based on historical observed loss rates over the expected life of the receivables and is adjusted for forward-looking estimates.

Cash and cash equivalents

Cash and cash equivalents in the statement of financial position comprise cash on hand, demand deposits, short term deposits in banks with original maturities of three months or less and short-term, highly liquid investments that are readily convertible to known amounts of cash and which are subject to an insignificant risk of changes in value.

For the purpose of the statement of cash flows, cash and cash equivalents consist of cash and cash equivalents as defined above.

Interest income and expense

Interest income and expense are recognised in profit or loss for all interest-bearing financial instruments using the effective interest method.

Dividend income

Dividend income is recognised when the Sub-Fund's right to receive the payment is established. Dividend revenue is presented gross of any non-recoverable withholding taxes, which are disclosed separately in the statement of profit or loss.

Foreign currency translations

Transactions during the period, including purchases and sales of securities, income and expenses, are translated at the rate of exchange prevailing on the date of the transaction.

Monetary assets and liabilities denominated in foreign currencies are retranslated at the functional currency rate of exchange ruling at the reporting date.

Non-monetary items that are measured in terms of historical cost in a foreign currency are translated using the exchange rates as at the dates of the initial transactions. Non-monetary items measured at fair value in a foreign currency are translated using the exchange rates at the date when the fair value was determined.

Foreign currency transaction gains and losses on financial instruments classified as FVPL or loss are included in profit or loss in the statement of profit or loss as part of "net change in unrealized gain or loss on investments".

GUOTAI JUNAN INVESTMENT FUND
- GUOTAI JUNAN GREATER CHINA GROWTH FUND

NOTES TO FINANCIAL STATEMENTS

31 December 2024

2.4 MATERIAL ACCOUNTING POLICIES (continued)

Redeemable units

Classification of redeemable units

Redeemable units are classified as equity instruments when:

- The redeemable units entitle the holder to a pro rata share of the Sub-Fund's net assets in the event of the Sub-Fund's liquidation.
- The redeemable units are in the class of instruments that is subordinate to all other classes of instruments.
- All redeemable units in the class of instruments that is subordinate to all other classes of instruments have identical features.
- The redeemable units do not include any contractual obligation to deliver cash or another financial asset other than the holder's rights to a pro rata share of the Sub-Fund's net assets.
- The total expected cash flows attributable to the redeemable units over the life of the instrument are based substantially on the profit or loss, the change in the recognised net assets or the change in the fair value of the recognised and unrecognised net assets of the Sub-Fund over the life of the instrument.

In addition to the redeemable units having all the above features, the Sub-Fund must have no other financial instrument or contract that has:

- Total cash flows based substantially on the profit or loss, the change in the recognised net assets or the change in the fair value of the recognised and unrecognised net assets of the Sub-Fund.
- The effect of substantially restricting or fixing the residual return to the redeemable unitholders.

The Sub-Fund continuously assess the classification of the redeemable units. If the redeemable units cease to have all the features or meet all the conditions set out to be classified as equity, the Sub-Fund will reclassify them as financial liabilities and measure them at fair value at the date of reclassification, with any differences from the previous carrying amount recognised in equity. If the redeemable units subsequently have all the features and meet the conditions to be classified as equity, the Sub-Fund will reclassify them as equity instruments and measure them at the carrying amount of the liabilities at the date of the reclassification.

The issuance, acquisition and cancellation of redeemable units are accounted for as equity transactions. Upon issuance of units, the consideration received is included in equity. Transaction costs incurred by the Sub-Fund in issuing or acquiring its own equity instruments are accounted for as a deduction from equity to the extent that they are incremental costs directly attributable to the equity transaction that otherwise would have been avoided. Own equity instruments that are reacquired are deducted from equity and accounted for at amounts equal to the consideration paid, including any directly attributable incremental costs. The Sub-Fund's policy is not to keep shares in treasury, but rather to cancel them once repurchased. No gain or loss is recognised in the statement of comprehensive income on the purchase, sale, issuance or cancellation of the Sub-Fund's own equity instruments.

Related parties

A party is considered to be related to the Sub-Fund if:

- (a) the party is a person or a close member of that person's family and that person
 - (i) has control or joint control over the Sub-Fund;
 - (ii) has significant influence over the Sub-Fund; or
 - (iii) is a member of the key management personnel of the Sub-Fund or of a parent of the Sub-Fund; or

GUOTAI JUNAN INVESTMENT FUND
- GUOTAI JUNAN GREATER CHINA GROWTH FUND

NOTES TO FINANCIAL STATEMENTS

31 December 2024

2.4 MATERIAL ACCOUNTING POLICIES (continued)

Related parties (continued)

(b) the party is an entity where any of the following conditions applies:

- (i) the entity and the Sub-Fund are members of the same Sub-Fund;
- (ii) one entity is an associate or joint venture of the other entity (or of a parent, subsidiary or fellow subsidiary of the other entity);
- (iii) the entity and the Sub-Fund are joint ventures of the same third party;
- (iv) one entity is a joint venture of a third entity and the other entity is an associate of the third entity;
- (v) the entity is a post-employment benefit plan for the benefit of employees of either the Sub-Fund or an entity related to the Sub-Fund;
- (vi) the entity is controlled or jointly controlled by a person identified in (a);
- (vii) a person identified in (a)(i) has significant influence over the entity or is a member of the key management personnel of the entity (or of a parent of the entity); and
- (viii) the entity, or any member of a group of which it is a part, provides key management personnel services to the Sub-Fund or to the parent of the Sub-Fund.

Income taxes

The Sub-Fund is exempt from all forms of taxation in Hong Kong, including income, capital gains and withholding taxes. However, in some jurisdictions, investment income and capital gains are subject to withholding tax deducted at the source of the income. The Sub-Fund presents the withholding tax separately from the gross investment income in profit or loss. For the purpose of the statement of cash flows, cash inflows from investments are presented gross of withholding taxes, when applicable.

Distribution to unitholders

The Sub-Fund recognises a liability to make cash distributions or non-cash distributions to unitholders when the distribution is authorised. The Manager may at its discretion make a cash distribution in Hong Kong Dollars or US Dollars on a semi-annual basis to unitholders. A corresponding amount is recognised directly in equity. Non-cash distributions are measured at the fair value of the assets to be distributed with fair value remeasurement recognised directly in equity. Upon distribution of non-cash assets, any difference between the carrying amount of the liability and the carrying amount of the assets distributed is recognised in the statement of profit or loss.

GUOTAI JUNAN INVESTMENT FUND
- GUOTAI JUNAN GREATER CHINA GROWTH FUND

NOTES TO FINANCIAL STATEMENTS

31 December 2024

3. TRANSACTIONS WITH THE MANAGER, TRUSTEE AND THEIR CONNECTED PERSONS

The following is a summary of transactions entered into during the year between the Sub-Fund and its connected persons. Connected persons of the Sub-Fund are those as defined in the Code. All such transactions were entered into in the ordinary course of business and on normal commercial terms.

Manager's and its affiliates' holdings in the Sub-Fund

The Manager may transact in the units of the Sub-Fund as principal provided that prior written notice is obtained from the Trustee. Details of units of the Sub-Fund held by the Manager's affiliates as at 31 December 2024 and 2023 are as below:

	2024	2023
Units of the Sub-Fund	<u>573,372</u>	<u>573,377</u>

Management fee

The Manager is entitled to receive a management fee at 1.5% of the net asset value of the Sub-Fund, respectively, per annum. The management fee is calculated and accrued as at each valuation day and payable monthly in arrears. As at 31 December 2024, management fee of HK\$108,165 (2023: HK\$96,475) was payable to the Manager at the end of the reporting period which is included within other payables and accruals in the statement of financial position.

Trustee fee

The Trustee is entitled to receive from the Sub-Fund, an annual fee at a sliding scale with a maximum rate of 0.14% per annum of the net asset value of the Sub-Fund as at the relevant valuation point subject to a minimum monthly fee of HK\$39,000. This fee is calculated and accrued on each valuation day and paid monthly in arrears. As at 31 December 2024, HK\$39,000 (2023: HK\$39,000) was payable to the Trustee at the end of the reporting period which is included within other payables and accruals in the statement of financial position.

During the years ended 31 December 2024 and 2023, the Sub-Fund had the following transactions with the Trustee:

	2024 HK\$	2023 HK\$
Registrar fee and registrar transaction fee	43,120	45,655
Trustee fee	468,000	468,000
Scrip fees	19,944	15,464
Valuation fee	133,817	132,615
Sub-custodian fee	20,805	25,289
SFC reporting fee	3,701	2,349
Taxation service charges	43,693	46,189
Sub-custodian transaction fee	204,643	195,742
Preparation of interim financial statement	47,516	46,972
Out of pocket expense	5,594	196

GUOTAI JUNAN INVESTMENT FUND
- GUOTAI JUNAN GREATER CHINA GROWTH FUND

NOTES TO FINANCIAL STATEMENTS

31 December 2024

3. TRANSACTIONS WITH THE MANAGER, TRUSTEE AND THEIR CONNECTED PERSONS (continued)

Registrar fee

The Trustee is also entitled to receive a fee for services in its capacity as Registrar at a fixed amount of HK\$40,000 per annum for the first 100 investors wherein HK\$780 per annum per investor thereafter for the Sub-Fund. Such fee may vary depending on the number of holders of redeemable units in the Sub-Fund and is calculated and paid monthly in arrears to the Trustee. There is no maximum amount applicable to the registrar fees. As at 31 December 2024, a registrar fee of HK\$3,887 (2023: HK\$3,592), was payable to the registrar at the end of reporting period which is included within other payables and accruals in the statement of financial position.

Further, the Trustee may appoint sub-custodians to safe-keep the assets of the Sub-Fund outside the People's Republic of China. All sub-custodian fees will be charged to the Sub-Fund and are calculated and paid monthly in arrears, in addition, to, any fees and expenses payable to the Trustee. The sub-custodian is entitled to recover all out-of-pocket expenses incurred in the performance of its duties in connection with the relevant Sub-Fund.

Brokerage and handling fees

Guotai Junan Securities (Hong Kong) Limited ("GJS"), the fellow subsidiary of the Manager, charged the Sub-Fund a brokerage and handling fee at a fixed rate of 1% for each initial public offering subscription and 0.18% for each listed securities transaction which was changed to 0.08% effective 5 July 2022. During the year ended 31 December 2024, included in the brokerage and handling fees in the statement of profit or loss and other comprehensive income was HK\$27,247 (2023: HK\$24,548), charged by GJS. No balances in relation to the brokerage and handling fee were payable by the Sub-Fund to GJS as at 31 December 2024 and 2023.

Bank balances

Bank balances are maintained with the Hong Kong and Shanghai Banking Corporation Limited ("HSBC"), Hong Kong Branch, an affiliate of the Trustee. All bank balances were deposited with affiliate of the Trustee as at 31 December 2024 and 2023.

Interest income earned from bank balances with a connected person of the Manager and Trustee

During the years ended 31 December 2024 and 2023, the Sub-Fund earned interest income on bank deposits amounted to HK\$13,349 (2023: HK\$26,673) from The Hongkong and Shanghai Banking Corporation Limited, the holding company of the Trustee as stated in the statement of profit or loss and other comprehensive income.

GUOTAI JUNAN INVESTMENT FUND
- GUOTAI JUNAN GREATER CHINA GROWTH FUND

NOTES TO FINANCIAL STATEMENTS

31 December 2024

3. TRANSACTIONS WITH THE MANAGER, TRUSTEE AND THEIR CONNECTED PERSONS (continued)

Investment transactions with a connected person of the Manager (continued)

	Aggregate value of purchases and sales of securities HK\$	% of the Sub- Fund's total value of transactions during the year	Total brokerage commission paid HK\$	Average rate of commission
2024	34,058,843	5%	27,247	0.08%
2023	30,684,928	5%	24,548	0.08%

4. INCOME TAX

No provision for Hong Kong profits tax has been made for the Sub-Fund. The Sub-Fund is authorised by the SFC as a collective investment scheme pursuant to Section 104 of the Securities and Futures Ordinance to offering to the retail public in Hong Kong. It is exempted from Hong Kong profits tax under Section 26A(1A) of the Hong Kong Inland Revenue Ordinance.

Dividend income is subject to withholding tax in certain jurisdictions and is the only item subject to taxation at an average applicable withholding tax rate for H share of 10% (2023: H share - 10%) in such jurisdictions for the Sub-Fund.

5. FINANCIAL ASSETS AT FAIR VALUE THROUGH PROFIT OR LOSS

	2024 HK\$	2023 HK\$
Financial assets at FVPL:		
Listed equity securities, at cost	81,488,847	71,924,446
Unrealised gain	46,117	185,068
Total financial assets at FVPL	<u>81,534,964</u>	<u>72,109,514</u>

GUOTAI JUNAN INVESTMENT FUND
- GUOTAI JUNAN GREATER CHINA GROWTH FUND

NOTES TO FINANCIAL STATEMENTS

31 December 2024

5. **FINANCIAL ASSETS AND FINANCIAL LIABILITIES AT FAIR VALUE THROUGH PROFIT OR LOSS**
(continued)

Valuation techniques

Listed investment in equity securities and derivatives

When fair values of publicly traded equity securities and derivatives are based on quoted market prices, or binding dealer price quotations, in an active market for identical assets without any adjustments, the instruments are included within Level 1 of the hierarchy.

Unlisted investment in equity securities

The Sub-Fund held one investment which was suspended from trading since 27 March 2015 which had been classified as Level 3 and was delisted in January 2020. Since then, the management had written down the particular investment to nil.

The following table analyses within the fair value hierarchy the Sub-Fund's financial assets measured at FVPL at 31 December 2024 and 2023.

Financial assets at FVPL:

	2024 HK\$	2023 HK\$
Quoted prices in active markets (Level 1)	81,534,964	72,109,514
Significant observable inputs (Level 2)	-	-
Significant unobservable inputs (Level 3)	-	-
At the end of year	<u>81,534,964</u>	<u>72,109,514</u>

For the years ended 31 December 2024 and 2023, there were no transfers of fair value measurements between Level 1 and Level 2 and no transfers into or out of Level 3.

GUOTAI JUNAN INVESTMENT FUND
- GUOTAI JUNAN GREATER CHINA GROWTH FUND

NOTES TO FINANCIAL STATEMENTS

31 December 2024

5. FINANCIAL ASSETS AND FINANCIAL LIABILITIES AT FAIR VALUE THROUGH PROFIT OR LOSS
(continued)

Level 3 reconciliation

For the years ended 31 December 2024 and 2023, there was no movement in the fair value of financial instruments categorised within Level 3.

6. CASH AND BANK BALANCES

The cash at bank was held with HSBC in interest bearing accounts as at 31 December 2024 and 2023. The bank balances are deposited with a creditworthy bank with no recent history of default.

7. DUE TO BROKERS

	2024 HK\$	2023 HK\$
Amount due from brokers		
- Receivables for securities sold, not yet settled	<u>-</u>	<u>4,592,156</u>

8. DISTRIBUTIONS

No distribution has been declared on behalf of the Sub-Fund during the year ended 31 December 2024 (2023: Nil).

9. CAPITAL

As at 31 December 2024 and 2023, the Sub-Fund only has one single class of units in issue, being redeemable participating units. The redeemable participating units do not carry any voting rights. They carry the right to receive distributions and the rights to participate in the surplus assets of the Sub-Fund after the payment of all creditors upon liquidation of the Sub-Fund.

Redeemable participating units can be issued and redeemed on each valuation day, i.e. every business day of the calendar year. The holders of redeemable participating unit may redeem the redeemable participating units on any valuation day by no later than the dealing deadline, i.e. no later than the business hours of the business day of the calendar year. Redemption requests received after such time will be deemed to have been received on the next business day.

The calculation of the net asset value per unit of the Sub-Fund is based on the net assets of the Sub-Fund and the number of units in issue as at 31 December 2024 and 2023.

	2024 HK\$	2023 HK\$
Net Assets	<u>81,713,453</u>	<u>77,239,097</u>

GUOTAI JUNAN INVESTMENT FUND
- GUOTAI JUNAN GREATER CHINA GROWTH FUND

NOTES TO FINANCIAL STATEMENTS

31 December 2024

9. CAPITAL (continued)

Movement in the number of redeemable participating units issued for the years ended 31 December 2024 and 2023:

	2024	2023
Number of redeemable participating units:		
At beginning of the year	932,205.18	1,010,850.34
Issued during the year	41,325.40	766.58
Redeemed during the year	<u>(116,717.02)</u>	<u>(79,411.74)</u>
At the end of year	<u>856,813.56</u>	<u>932,205.18</u>

10. SOFT COMMISSION ARRANGEMENTS

Neither the Manager nor any of its connected persons has entered into any soft commission arrangements with brokers or dealers in respect of the transactions for the account of the Sub-Fund of the Trust.

11. FINANCIAL RISK MANAGEMENT OBJECTIVES AND POLICIES

The Sub-Fund is subject to various risks as the Sub-Fund invested in a number of financial instruments including listed equity securities during the year.

The investment objective, strategy and restrictions apply to any investment at the time that investment is made. The Manager will be responsible for ensuring compliance at all times with the investment policies. Where any policy is breached, the Manager will ensure that immediate corrective action will be taken, except where the breach is due to appreciation or depreciation in the value of investments.

The Manager will also be managing the assets of the Sub-Fund and will minimise risk by applying a combination of bottom-up and top-down approaches including macroeconomic, industrial and company specific analysis so as to develop a high-quality investment portfolio. The Sub-Fund invests substantially all of its assets in Hong Kong listed "H" shares, "Red Chips", Shanghai and Shenzhen listed "B" shares and are broadly diversified with numerous exchange traded investments.

GUOTAI JUNAN INVESTMENT FUND
- GUOTAI JUNAN GREATER CHINA GROWTH FUND

NOTES TO FINANCIAL STATEMENTS

31 December 2024

11. FINANCIAL RISK MANAGEMENT OBJECTIVES AND POLICIES (continued)

(a) Market risk

Market risk is the risk that the fair value or future cash flows of financial instruments will fluctuate due to changes in market variables such as interest rates, foreign exchange rates and equity prices.

The Sub-Fund is exposed to market risk on its investments. The Sub-Fund minimises its exposure to market risk by diversifying its listed investments broadly and monitoring its investments constantly on a real time basis by a team of fund managers.

Interest rate risk

Interest rate risk arises from the possibility that changes in interest rates will affect future cash flows or the fair values of financial instruments. The Sub-Fund is exposed to interest rate risk as all of its cash and bank balances are placed in interest bearing accounts.

The Manager is responsible for monitoring and managing the interest rate exposure of the Sub-Fund. Financial assets of the Sub-Fund are predominately equity securities, which are interest free while the interest rate risks of the Sub-Fund are mainly attributable to interest bearing bank deposits. Accordingly, the Manager considers that exposures of the Sub-Fund to interest rate risk were minimal.

Currency risk

Currency risk is the risk that the value of a financial instrument will fluctuate due to changes in foreign exchange rates. Such risk exposures arise from trading in securities in currencies other than the Sub-Fund's functional currencies. Fluctuations in exchange rates between the HK\$ and United States Dollars ("US\$") may affect its financial condition and results of operations, whereas the Manager considers the US\$/HK\$ exposure is minimal as HK\$ is pegged to US\$. Also, the Sub-Fund does not expose to significant currency risk as majority of its operations and transactions are in HK\$ and denominated in HK\$.

Equity price risk

Equity price risk is the risk of unfavorable changes in the fair values of equities as a result of changes in the level of equity indices and the value of individual shares. The trading equity price risk exposure arises from the Sub-Fund's investment portfolio.

The following table demonstrates the sensitivity at the end of the reporting period to a reasonably possible change in Hang Seng Index ("HSI") and Hang Seng China Enterprises Index ("HSCEI"), with all other variables held constant, of the Sub-Fund's profit and net assets attributable to holders of redeemable units.

		2024 HK\$	2023 HK\$
HSI	+/-5%	+/-5,212,000	+/-3,332,000
HSCEI	+/-5%	<u>+/-4,818,000</u>	<u>+/-2,900,000</u>

This analysis is based on the assumption that fair values of all the equity instruments move according to the historical correlation with the HSI and HSCEI and with all other variables held constant. In practice, the actual results may differ, and the difference could be material.

GUOTAI JUNAN INVESTMENT FUND
- GUOTAI JUNAN GREATER CHINA GROWTH FUND

NOTES TO FINANCIAL STATEMENTS

31 December 2024

11. FINANCIAL RISK MANAGEMENT OBJECTIVES AND POLICIES (continued)

(b) Liquidity risk

Liquidity risk is the risk that the Sub-Fund will encounter difficulty in meeting obligation associated with financial liabilities that are settled by delivering cash or another financial asset. Liquidity risk may result from an inability to sell a financial asset quickly at an amount close to its fair value.

As described in note 8 to the financial statements and offering documents of the Sub-Fund, the Sub-Fund is subject to cash redemptions of its redeemable units on every business day during the calendar year including certain redemption terms. The Sub-Fund considers that its exposure to liquidity risk is minimal as most of its investments are listed and actively traded.

The contractual undiscounted cash flows of the financial liabilities as at 31 December 2024 for the Sub-Fund is the same as their carrying amounts of HK\$581,178 (2023: HK\$4,879,254), as they are repayable less than three months (2023: less than three months).

(c) Credit risk

Credit risk is the risk that the counterparty to a financial instrument will cause a financial loss for the Sub-Fund by failing to discharge an obligation. The Sub-Fund minimises exposure to credit risk by only dealing with counterparties with high credit ratings.

The Sub-Fund is mainly exposed to credit risk on its investments placed with the brokers and amounts due from brokers. The Manager monitors the credit risk by monitoring the credit quality of brokers on a regular basis. If the credit quality or the financial position of brokers deteriorates significantly the Manager will deal with other providers. In addition, substantially all of the bank deposits and investments of the Sub-Fund are held by the reputable financial institution located in Hong Kong.

The Sub-Fund's maximum exposure to credit risk in the event of counterparties failing to perform their obligations as of the end of the reporting period in relation to each class of recognised financial assets approximates to the carrying amount of those assets as indicated in the statement of financial position. The Sub-Fund adopts the method of deliver-against-payment in the settlement of all its transactions. This arrangement is effectively avoiding the counterparty risk from brokers.

Credit risk disclosures are segmented into two sections based on whether the underlying financial investment is subject to HKFRS 9's impairment disclosure or not.

Financial assets subject to HKFRS 9's impairment requirements

The Sub-Fund's financial assets subject to the ECL model within HKFRS 9 are dividend receivables, interest receivables and cash and bank balances. At 31 December 2024, the total of dividend receivables, interest receivables and cash and bank balance was HK\$759,667 on which no loss allowance had been provided (2023: HK\$10,008,837 on which no loss allowance had been provided). There is not considered to be any concentration of credit risk within these assets. No assets are considered impaired and no amounts have been written off during the years ended 31 December 2024 and 2023.

In calculating the loss allowance, a provision matrix has been used based on historical observed loss rates over the expected life of the receivables adjusted for forward-looking estimates. Items have been grouped by their nature into the following categories: cash at bank, dividend receivables and interest receivables. All the Sub-Fund's cash at bank is held in major financial institution located in Hong Kong, which the Manager believes is of high credit quality. The Manager considers the Sub-Fund is not exposed to significant credit risk and no loss allowance has been made.

GUOTAI JUNAN INVESTMENT FUND
- GUOTAI JUNAN GREATER CHINA GROWTH FUND

NOTES TO FINANCIAL STATEMENTS

31 December 2024

11. FINANCIAL RISK MANAGEMENT OBJECTIVES AND POLICIES (continued)

(c) Credit risk (continued)

Financial assets not subject to HKFRS 9's impairment requirements

The Sub-Fund is exposed to credit risk on financial assets at fair value through profit or loss. These classes of financial assets are not subject to HKFRS 9's impairment requirements as they are measured at FVPL. The carrying value of these assets, under HKFRS 9 represents the Sub-Fund's maximum exposure to credit risk on financial instruments not subject to the HKFRS 9 impairment requirements on the respective reporting dates.

(d) Capital management

The primary objective of the Sub-Fund's capital management is to safeguard the Sub-Fund's ability to continue as a going concern and to maintain healthy capital ratios in order to support its business and maximise holders of redeemable units' value.

The Sub-Fund manages its capital structure and makes adjustments to it, in light of changes in economic conditions and the risk characteristic of the financial assets. To maintain or adjust the capital structure, the Sub-Fund may adjust the investments held.

The Sub-Fund defines capital as the net assets attributable to holders of redeemable units. The Manager believes it has mitigated the risks to capital by following the investment guideline.

12. EVENTS AFTER THE REPORTING PERIOD

Subsequent to 31 December 2024, and prior to the date of approval of the financial statements stated below, 152.31 of redeemable participating units were issued for total subscription of HK\$13,581.88 and 48,128.77 of the redeemable participating units were redeemed for total redemption of HK\$5,366,221.48.

13. APPROVAL OF THE FINANCIAL STATEMENTS

The financial statements were approved and authorised for issue by the Manager and the Trustee on 29 April 2025.

GUOTAI JUNAN INVESTMENT FUND
- GUOTAI JUNAN GREATER CHINA GROWTH FUND

UNAUDITED STATEMENTS OF MOVEMENTS IN INVESTMENT PORTFOLIO

31 December 2024

Holdings Summary

	% of Net Assets	
	31 December 2024	31 December 2023
Equity		
- Cayman Islands	7.38	2.94
- China	75.37	69.95
- Hong Kong	17.03	17.09
- United States of America	-	3.38
	<u>99.78</u>	<u>93.36</u>

GUOTAI JUNAN INVESTMENT FUND
- GUOTAI JUNAN GREATER CHINA GROWTH FUND

UNAUDITED INVESTMENT PORTFOLIO

31 December 2024

Listed Investment Equities	Holdings	Market Value (HKD)	% of Net Assets
CAYMAN ISLANDS			
ALIBABA GROUP HOLDING LTD	65,000	5,356,000	6.56
AMER SPORTS INC	3,100	672,831	0.82
CHINA			
AK MEDICAL HOLDINGS LTD	400,000	1,940,000	2.37
BILIBILI INC	18,000	2,556,000	3.13
BYD CO LTD	19,000	5,065,400	6.20
CHINA ANIMAL HEALTHCARE LTD ¹	316,000	-	-
CHINA MENGNIU DAIRY CO LTD	72,000	1,264,320	1.55
CHINA PACIFIC INSURANCE (GR) CO LTD	108,000	2,721,600	3.33
CHINA POWER INTERNATIONAL DEVELOPMENT LTD	1,320,000	4,184,400	5.12
CHINA RESOURCES POWER	66,000	1,246,080	1.53
CHINA UNICOM (HONG KONG)	660,000	4,877,400	5.97
COUNTRY GARDEN SERVICES HOLDINGS CO LTD	510,000	2,815,200	3.45
FULL TRUCK ALLIANCE CO LTD	12,000	1,007,896	1.23
HAIER SMART HOME CO LTD	65,000	1,787,500	2.19
JD LOGISTICS INC	180,000	2,304,000	2.82
JD.COM INC	28,000	3,808,000	4.66
KUAISHOU TECHNOLOGY	88,000	3,638,800	4.45
PING AN INSURANCE (GROUP) CO	88,000	4,052,400	4.96
TENCENT HOLDINGS LTD	14,800	6,171,600	7.55
TENCENT MUSIC ENTERTAINMENT GROUP	19,000	1,674,005	2.05
TIMES ELECTRIC CO LTD	90,000	2,952,000	3.61
TSINGTAO BREWERY CO LTD	56,000	3,180,800	3.89
WUXI XDC CAYMAN INC	80,000	2,452,000	3.00
YADEA GROUP HOLDINGS LTD	146,000	1,889,240	2.31
HONG KONG			
AIA GROUP LTD	60,000	3,378,000	4.13
FUTU HOLDINGS LTD	5,000	3,104,652	3.80
HONG KONG EXCHANGES AND CLEARING LTD	10,800	3,183,840	3.90
KINGBOARD LAMINATES HOLDINGS LTD	300,000	2,163,000	2.65
YUE YUEN INDUSTRIAL HOLDINGS LTD	120,000	2,088,000	2.55
TOTAL INVESTMENTS, AT FAIR VALUE		<u>81,534,964</u>	<u>99.78</u>
TOTAL INVESTMENTS, AT COST		<u>81,488,847</u>	

¹Trading for these securities was suspended since 30 March 2015. The security was written-down to nil.

GUOTAI JUNAN INVESTMENT FUND
- GUOTAI JUNAN GREATER CHINA GROWTH FUND

UNAUDITED PERFORMANCE RECORD

31 December 2024

Net asset value

	HK\$
31 December 2024	81,713,453
31 December 2023	77,239,097
31 December 2022	96,678,044

Net asset value per unit

	HK\$
31 December 2024	95.37
31 December 2023	82.86
31 December 2022	95.64

GUOTAI JUNAN INVESTMENT FUND
- GUOTAI JUNAN GREATER CHINA GROWTH FUND

UNAUDITED PERFORMANCE RECORD (continued)

31 December 2024

Published net asset value

Highest and lowest published net asset value per unit

HK\$

Financial year ended 31 December 2024

Highest published net asset value per unit	112.19
Lowest published net asset value per unit	72.26

Financial year ended 31 December 2023

Highest published net asset value per unit	107.65
Lowest published net asset value per unit	80.15

Financial year ended 31 December 2022

Highest published net asset value per unit	127.38
Lowest published net asset value per unit	80.70

Financial year ended 31 December 2021

Highest published net asset value per unit	154.66
Lowest published net asset value per unit	116.28

Financial year ended 31 December 2020

Highest published net asset value per unit	126.40
Lowest published net asset value per unit	71.46

Financial year ended 31 December 2019

Highest published net asset value per unit	90.25
Lowest published net asset value per unit	76.13

Financial year ended 31 December 2018

Highest published net asset value per unit	105.66
Lowest published net asset value per unit	77.52

Financial year ended 31 December 2017

Highest published net asset value per unit	97.69
Lowest published net asset value per unit	72.89

Financial year ended 31 December 2016

Highest published net asset value per unit	80.57
Lowest published net asset value per unit	66.31

Financial year ended 31 December 2015

Highest published net asset value per unit	115.09
Lowest published net asset value per unit	67.32